



Salary report Pro

Administrative Worker

Administration

1 April 2025

Administrative Worker

gross total monthly
salary(median)
405,018
Ft

Region: Hungary,
Csongrád county
Work experience: Junior
(up to 2 years of
experience)
Company size: all
company sizes
Education: all education
levels
Industry: all industries

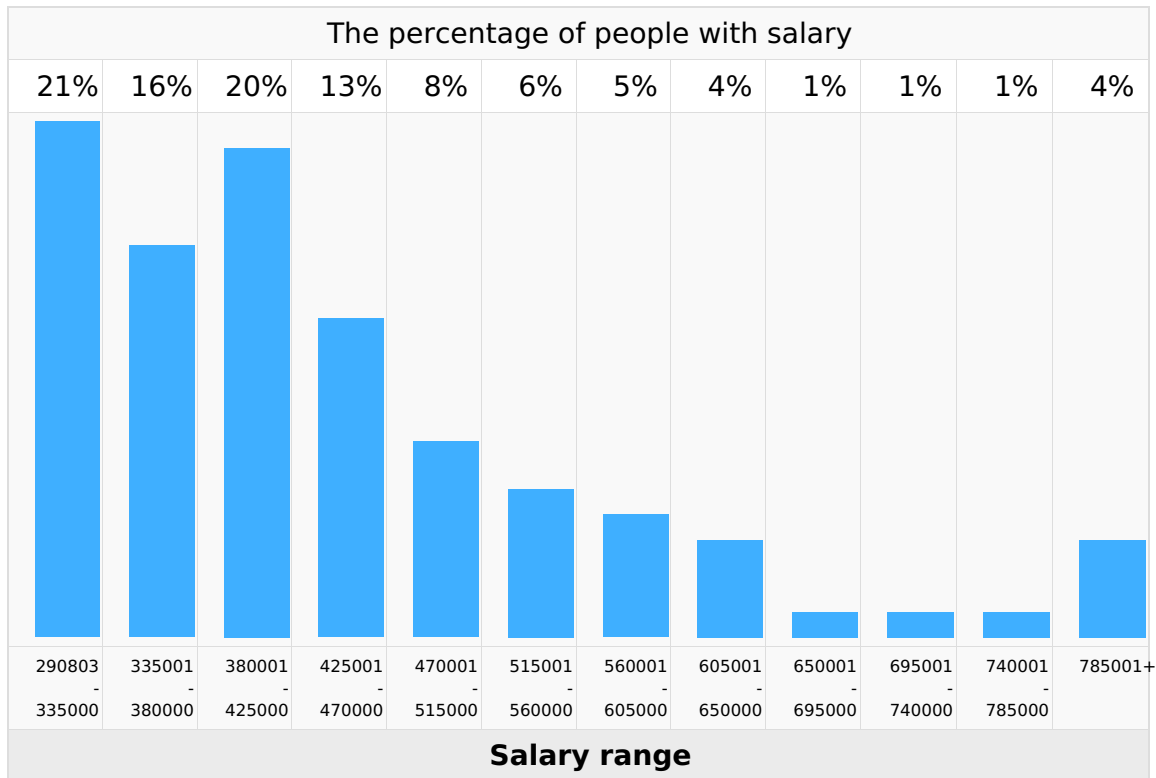
Methodology: Regress
model , 683 real salaries
Salary: gross, total,
monthly
What are your working
hours: Full time

Description of job position

- Transcribing documents using computers.
- Recording of incoming and outgoing correspondence.
- Handling corporate correspondence, email, and phone calls.
- Operating copier and fax equipment.
- Filing and locating documents.
- Welcoming and taking care of visitors, preparing and serving refreshments.
- Recording the minutes in meetings and negotiations.
- Reserving accommodation, travel tickets, airline tickets, and similar tasks.
- Responsibility for purchasing office supplies and other goods consumed on a daily basis.
- Managing the cash box and responsibility for entrusted cash and valuables.

Salary ranges

Region: Hungary, Csongrád county | Work experience: Junior (up to 2 years of experience)



Salary span

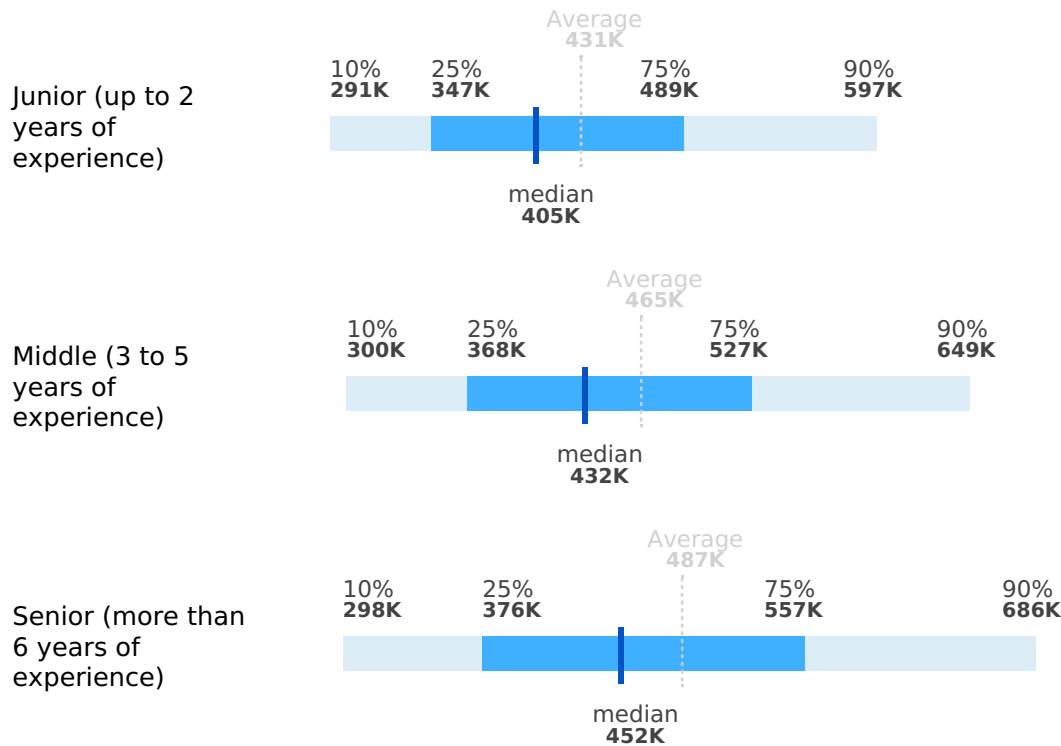
Region: Hungary, Csongrád county | Work experience: Junior (up to 2 years of experience)

	Average	1st decile	1st quartile	median	3rd quartile	9th decile
Basic salary	410,211	290,802	330,631	386,021	465,101	565,955
Total salary	430,851	290,802	347,266	405,018	488,503	596,939

**The total income includes a proportionate share of the financial benefits received throughout the year (e.g. Christmas bonus salary, bonus, commission) and the monthly variable salary component.

Salaries by work experience

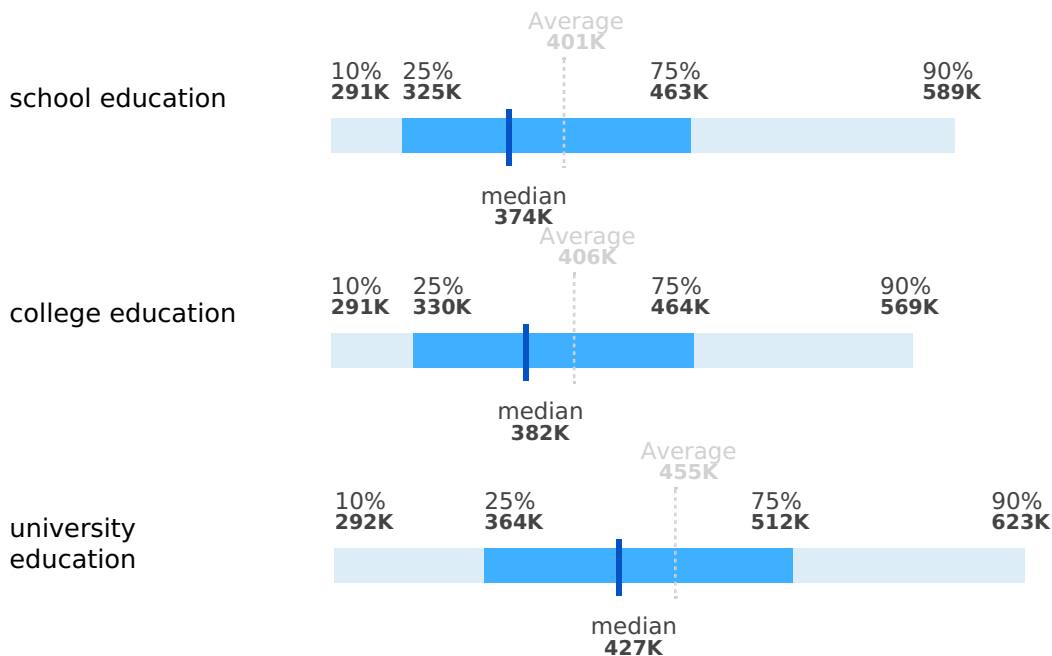
Region: Hungary, Csongrád county



	Average	1st decile	1st quartile	median	3rd quartile	9th decile
Junior (up to 2 years of experience)	430,851	290,802	347,266	405,018	488,503	596,939
Middle (3 to 5 years of experience)	464,634	300,059	367,672	432,192	526,930	649,325
Senior (more than 6 years of experience)	487,310	297,998	376,418	452,033	557,461	686,189

Salaries by education

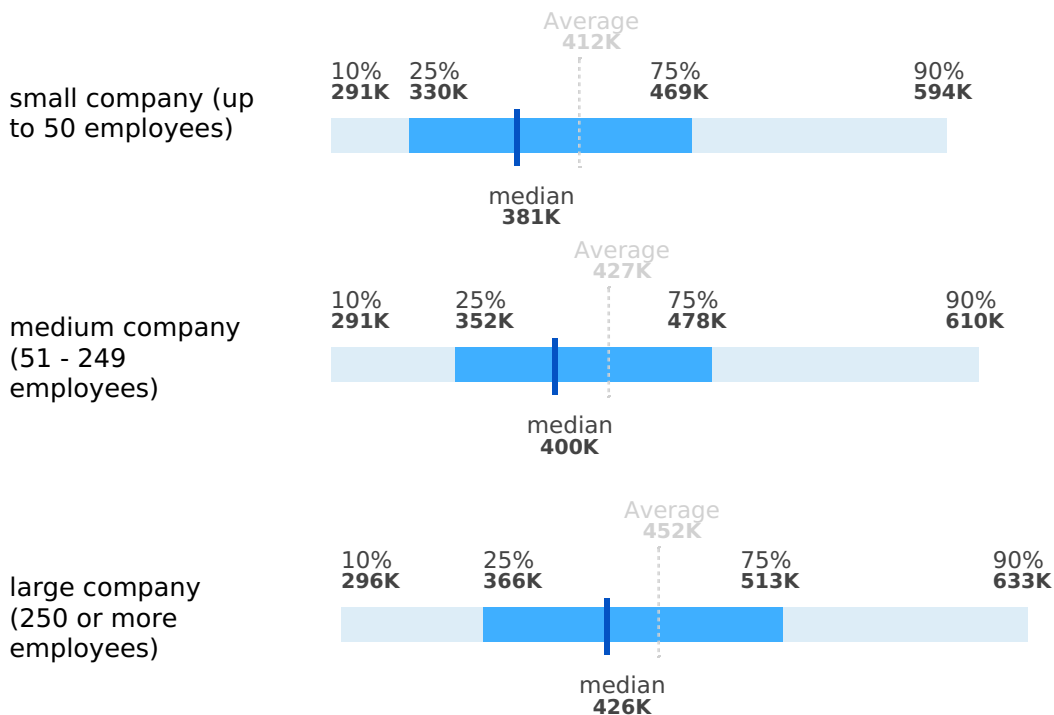
Region: Hungary, Csongrád county | Work experience: Junior (up to 2 years of experience)



	Average	1st decile	1st quartile	median	3rd quartile	9th decile
school education	401,162	290,802	325,074	374,274	463,147	589,238
college education	406,333	290,802	329,589	382,376	464,124	568,940
university education	454,593	292,499	364,319	426,932	512,002	622,670

Salaries by company size

Region: Hungary, Csongrád county | Work experience: Junior (up to 2 years of experience)



	Average	1st decile	1st quartile	median	3rd quartile	9th decile
small company (up to 50 employees)	412,366	290,802	329,589	381,160	469,009	594,014
medium company (51 - 249 employees)	427,016	290,802	351,816	400,198	477,803	609,536
large company (250 or more employees)	451,577	295,923	365,708	425,717	513,468	633,416

Salaries by regions

Work experience: Junior (up to 2 years of experience)

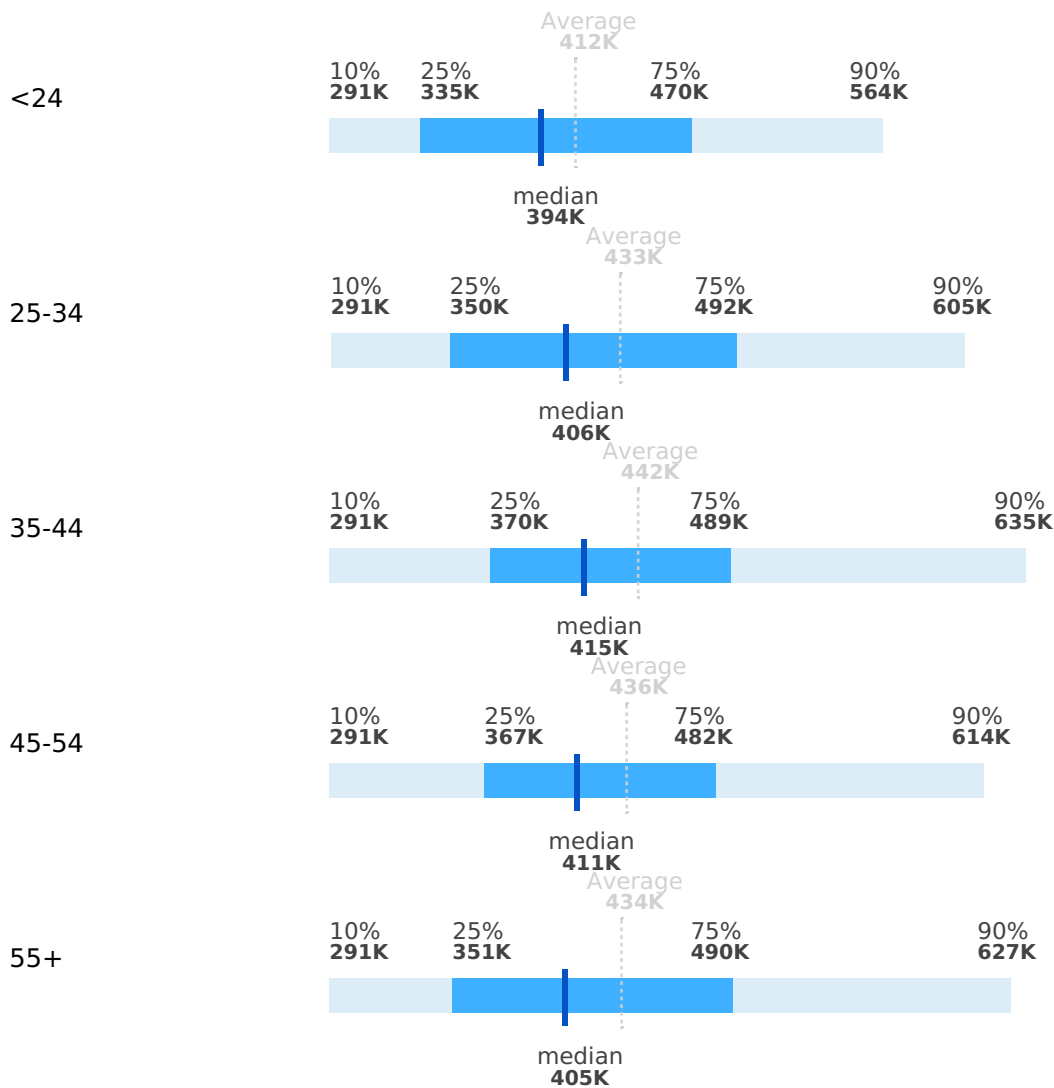
	Average	1st decile	1st quartile	median	3rd quartile	9th decile

	Average	1st decile	1st quartile	median	3rd quartile	9th decile
Baranya county	447,765	290,802	342,542	415,067	527,249	652,113
Borsod-Abaúj-Zemplén county	457,557	290,802	352,778	418,126	537,549	673,831
Budapest	417,943	321,657	402,782	445,651	486,050	533,547
Bács-Kiskun county	448,210	290,802	356,322	421,621	524,797	642,135
Békés county	443,314	290,802	341,360	402,834	509,593	630,983
Csongrád county	430,851	290,802	347,266	405,018	488,503	596,939
Fejér county	466,458	290,802	363,409	443,904	558,149	690,266
Győr-Moson-Sopron county	489,603	290,802	374,827	447,836	541,473	669,135
Hajdú-Bihar county	451,770	290,802	347,660	416,378	531,173	668,548
Heves county	501,176	290,802	368,921	450,894	583,653	753,658
Jász-Nagykun-Szolnok county	452,661	290,802	337,423	409,387	533,135	669,722
Komárom-Esztergom county	472,245	290,802	364,590	443,030	555,696	672,070
Nógrád county	433,522	290,802	330,336	398,902	509,593	635,092
Pest county	498,060	290,802	383,489	458,322	582,672	731,353
Somogy county	422,839	290,802	344,510	404,145	489,974	592,243
Szabolcs-Szatmár-Bereg county	453,106	290,802	335,061	398,465	526,759	702,592
Tolna county	488,713	290,802	376,402	460,506	564,525	704,940
Vas county	461,117	290,802	330,730	405,892	522,345	652,113

Veszprém county	Average 494,499	1st decile 290,802	1st quartile 376,008	median 460,506	3rd quartile 577,277	9th decile 708,462
Zala county	448,210	290,802	353,566	420,310	514,007	621,005

Salaries by age group

Region: Hungary, Csongrád county | Work experience: Junior (up to 2 years of experience)



	Average	1st decile	1st quartile	median	3rd quartile	9th decile
<24	411,504	290,802	335,493	393,717	469,986	564,164
25-34	433,479	291,072	349,732	406,274	491,971	604,760
35-44	442,097	290,802	369,528	415,185	489,040	635,207
45-54	436,496	290,802	366,750	411,135	481,712	614,312
55+	434,341	290,802	351,469	405,464	490,017	627,446

Contact

Alma Career Slovakia, s. r. o.

roman.krsko@almacareer.com